

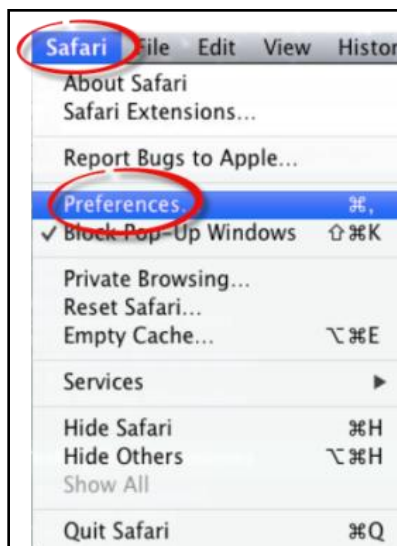
## Optimal Browser Settings for Apple® Safari® 8 on Mac OS

Each time you log in to our website, it evaluates whether you are using the same computer and browser you registered with us. Our site looks for our cookies (electronic markers) in your computer's memory; if it doesn't find them, we ask you to identify yourself again by providing a code that you receive by email or text. After your computer is registered, you shouldn't need to provide a code again for that computer using that browser. Note: Each time you use a public computer, you must provide a code as a security measure.

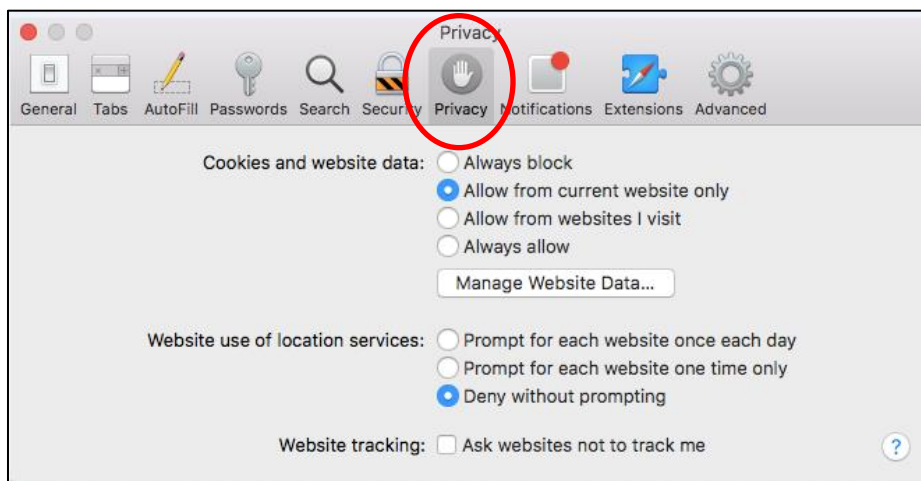
On rare occasions, people cannot log in without registering their computer each time – even after they have registered it already. This may mean that their computer's browser is clearing our cookies, and our website cannot recognize the computer. If you are experiencing this, try changing the settings in your browser.


### Set your browser to keep some or all website cookies

1. Open Safari browser window.
2. In the left corner of the toolbar, click **Safari** to display a menu.
3. Click **Preferences** to display the Preferences box.



4. Click **Privacy** to display that tab.



5. For **Cookies and website data**: You can select **Allow from Websites I Visit**, however when you clear your browsing history Safari will not know that you have visited the site prior and will not remember the cookie. You can select **Always Allow** so it will always remember the registration. This will save cookies on all website, so it is best to manually clear the cookies on regular bases. See FAQ below to learn more about how to clear cookies.
6. Click the close button  to save your settings and exit the Preferences box.
7. Restart your browser and log into our website. You might be prompted to receive one more code so the browser can remember it but if you choose to **register this device for later use**, you should not be requested to receive another code when logging on in the future.

Thank you for your patience in performing these steps. Please contact us at 512.302.6800 if you have questions.

## Frequently Asked Questions

### How do I delete cookies off of Safari?

- Open a Safari browser window
- Click on Safari in the top left hand corner
- Choose Preferences
- Click on Privacy at the top
- Click on Manage Website Data
- To remove just our cookie, highlight our website (**aplusfcu.org** or **secure1.onlineaccess1.com**) and click remove
- You can click on Remove All if you wish to remove all cookies from your browser.

### How do I make the browser stop filling in my login ID and Password?

- Open a Safari browser window
- Click on Safari in the top left hand corner
- Choose Preferences
- Click on AutoFill at the top
- Click on EDIT beside “User Name and Passwords”
- Scroll down the list until you find **aplusfcu.org**. Click on it to highlight it.
- Click on Remove at the bottom to remove it.
- You may have information saved for **secure1.onlineaccess1.com** as well. Highlight that website if it is on your list, and choose to Remove.
- You can exit the settings by clicking the red dot when you are done.